

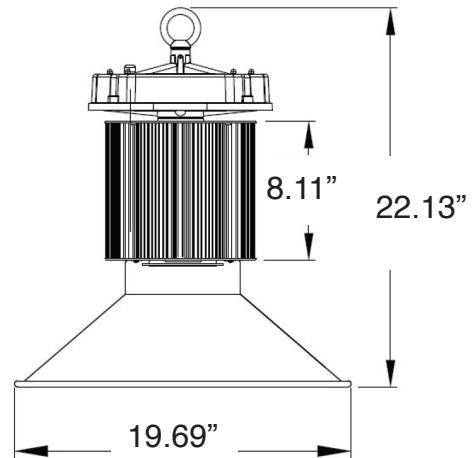


Product	WIN-HB-150W
Watts	150W
Beam Angle	60°/90°/120°
Lumens	15000LM
Color Temperature (K)	5000K (2700-3500K & 5000-7000K available)
IP Rating	IP65
Rated Life	50,000 Hours

TECHNICAL PARAMETER:

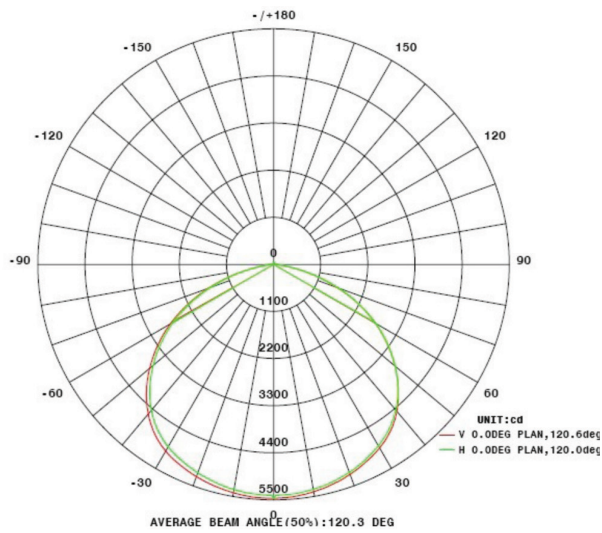
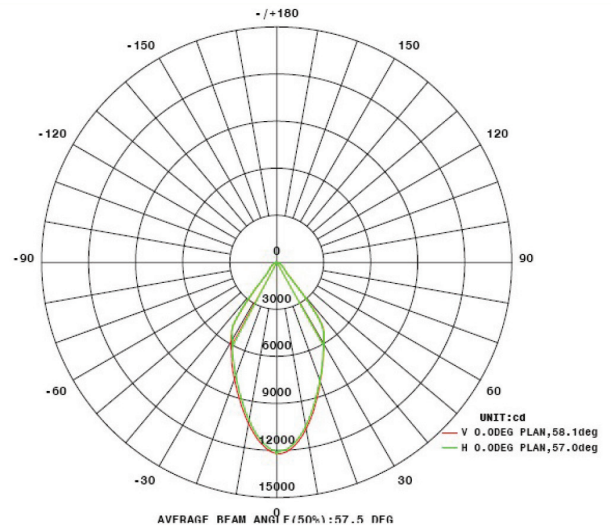
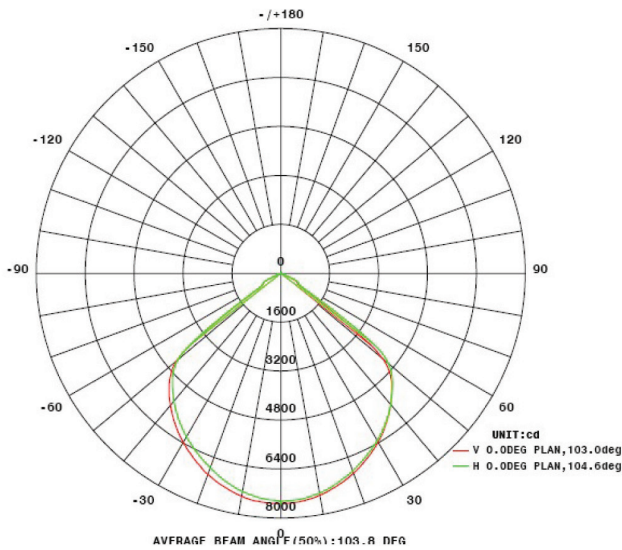
Model	Angle	CCT	CRI
WIN-HB-150W-45	45°	5000K	≥70
WIN-HB-150W-90	90°	5000K	≥70
WIN-HB-150W-120	120°	5000K	≥70

PRODUCT SIZE:



FEATURES:

1. Applying heat pipe technology to obtain high efficiency of heat dissipation, lighter of aluminum housing.
2. Design of module aluminum housing can improve horizontal heat convection to prevent driver casing overheating and protect the driver working under normal temperature.
3. Certificate approved LED explosion-proof light in Asia area.
4. LED chip: Epistar/Bridgelx/Cree/Philips
5. Power supply: Mean well.



Flux out: 13674 lm

13.12ft	7.765, 31.69fc	45.55ft
4m	83.58, 341.1lx	1388.31cm
19.69ft	3.451, 14.09fc	68.32ft
6m	37.15, 151.6lx	2082.47cm
26.25ft	1.941, 7.923fc	91.1ft
8m	20.90, 85.28lx	2776.63cm
32.81ft	1.242, 5.071fc	113.9ft
10m	13.37, 54.58lx	3470.78cm
39.37ft	0.8628, 3.521fc	136.6ft
12m	9.287, 37.90lx	4164.94cm
Height	Eavg, Emax	Angle: 120.10deg Diameter

Note: The Curves indicate the illuminated area and the average illumination when the luminaire is at different distance.

